

bc635PCle


PCI Express Time and Frequency Processor

Features

- IRIG A, B, G, E, IEEE 1344, NASA 36, XR3, and 2137 time code inputs and outputs
- Simultaneous AM and DCLS time code inputs and outputs
- 100 ns clock resolution for time requests
- Programmable $<<1$ PPS to 100MPPS DDS rate synthesizer output/interrupt
- 1, 5, or 10MPPS rate generator output
- 1PPS and 10 MHz inputs
- Three external event time capture/interrupts
- Programmable time compare output/interrupt
- Zero latency time reads
- Battery backed real-time clock (RTC)
- Low-profile PCIe form factor
- Linux, Solaris, and Windows software drivers/SDKs included
- Superior user interface and documentation
- Optional OCXO upgrade

Benefits

- Precise sub-microsecond time available to host computer applications
- Easy integration facilitated by included Windows, Linux, and Solaris SDKs and drivers
- Extremely fast time reads
- Programmable time and frequency functions to quickly customize for specific applications
- Wide variety of time codes facilitate easy integration with existing systems
- Dedicated and responsive technical support to assist in PCIe card integration
- Well documented for easy and fast system integration



The Microsemi bc635PCle timing module provides unparalleled precise time and frequency functions to the host computer and peripheral data acquisition systems. Integration into a custom application is easy and efficient through the use of the full-featured standard Windows, Linux, and Solaris software development kits (SDKs)/drivers included with the module.

Time is typically acquired from time code signals such as IRIG B. Extensive time code generation and translation are both supported. The translator reads and disciplines the internal oscillator to either the amplitude modulated (AM) and DC level shift (DCLS) formats of IRIG A, B, G, E, IEEE 1344, NASA 36, XR3, or 2137 time codes. The generator outputs are either IRIG A, B, G, E, IEEE 1344, NASA 36, XR3, or 2137 in both AM and/or DCLS formats.

Central to the operation of the module is a disciplined 10 MHz oscillator that is either a TCXO or optional OCXO that provides the timing module a 100 ns clock. Current time (days to 100 ns) can be accessed across the PCIe bus with no PCIe bus wait states, which allows for high speed, low latency time requests. The 10 MHz oscillator drives the module frequency and time code generator circuitry. If the input reference is lost, the module continues to maintain time (flywheel) based on the 10 MHz oscillator's drift rate. The optional OCXO oscillator improves flywheel drift performance over the standard TCXO. If power is lost, a battery backed real-time clock (RTC)

maintains the time. The module has a state-of-the-art direct digital synthesizer (DDS) rate synthesizer with a range from 0.0000001PPS to 100MPPS. The module may also be programmed to generate an interrupt at a precise predetermined time based on a time compare (strobe). Three event time capture inputs provide a means of latching time of different external events.

A key feature of the bc635PCle is the ability to generate interrupts on the PCIe bus at programmable rates. These interrupts can be used to synchronize applications on the host computer as well as signal specific timing events over the bus.

The external frequency input is a unique feature allowing the time and frequency of the bc635PCle to be derived from an external oscillator that may also be disciplined (DAC voltage controlled) based on the selected input reference. The module may be operated in generator (undisciplined) mode where an external 10 MHz from a Cesium or Rubidium standard is used as the frequency reference. This creates an extremely stable PCIe-based clock for all bc635PCle timing functions.

Integration of the module is easily facilitated with the included SDKs/drivers for 32/64-bit Windows and Linux, and 64-bit Solaris.

bc635PCle

PCI Express Time and Frequency Processor


Precision Time and Frequency in the PCIe Form Factor (100-Nanosecond Precision, TCXO or OCXO Oscillators)

Inputs

- AM time codes
- DCLS time codes
- External events (3x)
- 10 MHz
- 1PPS
- GPS (bc637PCle model)

Outputs

- AM time codes
- DCLS time codes
- Programmable alarm (strobe/time compare)
- <<1PPS to 100MPPS rates
- 1PPS
- 1, 5, or 10MPPS
- Oscillator control voltage



Over the PCIe Bus

- Precise time
- Event interrupts
- Alarm interrupts (time compare/strobe)
- Programmable interrupt rates
- Configuration and control

Reading the Precise Time

The bc635PCle provides precise time on request and extremely fast response to host applications. This request for time is made using the included SDK software functions. Time can be provided in binary or decimal form.

A Multitude of Time Codes

The bc635PCle has the widest time code input and output support available in any bus level timing card. Support is available for 30 different time codes, including IRIG A, B, G, E, IEEE 1344, NASA 36, XR3, and 2137 in AM and DCLS formats.

Measure External or Internal Events

Measure the exact time up to the occurrence of three independent external events. Bus interrupts instantly notify the CPU that the measurements are made and waiting. Similarly, host application-generated interrupts to the bc635PCle card over the bus can be precisely time stamped for precise host application-based processes.

Flexible Rate Generation

The DDS on the bc635PCle can be programmed to generate rates up to 100MPPS or as little as once every 115 days. These rates are available as timing signal outputs or as interrupts on the bus. The rate adjustment resolution is as small as 1/32 Hz.

bc635PCle

PCI Express Time and Frequency Processor

Frequency Outputs

Precise clocks are excellent sources of frequency outputs. The bc635PCle offers 1, 5, or 10MPPS outputs directly from the steered internal oscillator of the clock.

External Frequency Inputs and DAC Control

The external frequency input is a unique feature that allows the time and frequency of the bc635PCle to be derived from an external oscillator such as a 10 MHz Cesium or Rubidium standard. This creates an extremely stable PCIe-based clock for all bc635PCle timing functions. For closed loop control, an external oscillator may be disciplined using DAC voltage control output from the bc635PCle.

Time Compare/Strobe/Alarm

A useful feature of any precise clock is the ability to notify when a particular time is reached (like an alarm clock). When the preset time precisely matches the actual time, an external signal and an interrupt to the bus are instantly generated, signaling an application that point in time has just occurred.

Over-the-Bus Features

Beside from precise time stamps, the bc635PCle can provide very precisely timed interrupts on the bus at fixed rates, predetermined times, or to signal an event has occurred on the card. These interrupts can be integrated into user applications requiring more deterministic behavior or application synchronization with other computers. Similarly, user applications can use interrupts as markers in time and later retrieve exactly when the interrupt occurred.

Configuration and Control

The bc635PCle includes easy-to-use programs to easily configure the card and validate operations. This software is also included with the SDKs and driver software.

PCIe Card Integration Made Easy with Included SDKs and Drivers

Windows, Linux, and Solaris SDKs Speed PCIe Integration

The PCIe card includes standard full-featured software development kits, speeding the integration of Microsemi PCIe cards into any application.


Using an SDK is an easy-to-integrate and highly reliable alternative to writing lower-level code to address a card's memory registers directly with just a driver. The function calls and device drivers in the SDKs make interfacing to a Microsemi PCIe card straightforward and help keep the software development focused on the end application.

SDKs Save Time and Money

Programmers find the SDK an invaluable resource in accelerating the integration of Microsemi PCIe cards into applications, saving both time and money. The SDK functions address each Microsemi PCIe timing card feature, and the function names and parameters provide insight into the capability of each function. By using the SDK, one can leverage Microsemi's timing expertise and confidently integrate a Microsemi PCIe card into your application.

License-Free

Distribution of embedded Microsemi software in customer applications is royalty free.



bc635PCle

PCI Express Time and Frequency Processor

Driver Comparison

Windows SDK and Driver	Linux SDK and Driver	Solaris SDK and Driver
<ul style="list-style-type: none"> Windows XP/Vista/7/10 Windows Server 2003/2008 32- and 64-bit support Kernel mode driver Code examples Test application program Complete documentation Timekeeping utility program <p>The Windows SDK for bc635PCle cards include a Windows XP/Vista/Server/7/10 kernel mode device driver for the 32- and 64-bit PCIe interface. The SDK includes .h, .lib, and DLL files to support both 32- and 64-bit application development.</p> <p>The target programming environment is Microsoft Visual Studio (Microsoft Visual C++ V6.0 or higher). Both Visual C++ 6.0 and Visual Studio 2008 project files are supplied with the source code.</p> <p>Also included is Microsemi's bc637PClcfg application program that can be used to ensure proper operation of the PCIe card, and the TrayTime application that allows the user to update the system clock in which the card is installed. Source code for these programs and smaller example programs are included.</p>	<ul style="list-style-type: none"> Up to Linux Kernel 4.6 32- and 64-bit kernel support Code examples Test application program Complete documentation <p>The Linux SDK for bc635PCle cards includes PCIe kernel mode device drivers for both 32-bit and 64-bit kernels, an interface library accessing all bc635PCle features, and example programs with the source code.</p> <p>The target programming environment is the GNU compiler collection (GCC) and the C/C++ programming languages.</p> <p>Also included is Microsemi's bc63xPClcfg application program, which ensures proper operation of the PCIe card in the host computer. The example program includes sample code, exercising the interface library, and conversion examples of the ASCII format data objects passed to and from the device into a binary format suitable for operation and conversion. The example program is developed using discrete functions for each operation, allowing the developer to copy any useful code and use it in their own applications.</p>	<ul style="list-style-type: none"> Solaris kernel mode driver 64-bit Solaris 8–10 Code examples Test application program Complete documentation <p>Microsemi's Solaris SDK includes bc63xPClcfg, an application program to ensure proper operation of the PCIe card in the host computer. The example program includes sample code and conversion examples of the ASCII format data objects passed to and from the device into a binary format suitable for operation and conversion.</p> <p>The target programming environment is the Solaris application development tool chain and the C/C++ programming languages.</p> <p>The Solaris SDK includes the Solaris device driver source code. Applications access the features of the hardware through the standard 'ioctl' Solaris system function. The ioctl codes are defined for all the features of the card. The bc63xPClcfg program shows how to use most ioctl codes. Developers can copy any useful code from the bc63xPClcfg source code and use it in their own applications.</p>
Minimum System Requirements Operating System <ul style="list-style-type: none"> Windows XP/Vista/7/10 Windows server 2003/2008 Hardware <p>PC-compatible system with a Pentium or faster processor</p> Memory <p>24 MB</p> Development Environment <p>Microsoft Visual Studio (Visual C++) 6 or higher</p>	Minimum System Requirements Operating System <p>Linux Kernels 3.10</p> Hardware <p>x86 processor</p> Memory <p>32 MB</p> Development Environment <p>GNU GCC recommended</p>	Minimum System Requirements Operating System <p>Solaris versions 8, 9, and 10</p> Hardware <p>SPARC and x86_64</p> Memory <p>32 MB</p> Development Environment <p>Solaris compilers</p>

bc635PCle

PCI Express Time and Frequency Processor

Windows and Linux SDK Function Reference

Note: For complete list of functions, see the manual.

Basic Time and Frequency Processor (TFP) Functions

- **bcStartPCI/bcStopPCI** Opens/closes underlying device layer.
- **bcStartInt/bcStopInt** Starts/stops the interrupt thread to signal interrupts.
- **bcSetInt/bcReqInt** Enables/returns enabled interrupt.
- **bcShowInt** Interrupt service routine.
- **bcReadReg/bcWriteReg.** Returns/sets requested register contents.
- **bcReadDPRReg/bcWriteDPRReg** Returns/sets requested dual port RAM register contents.
- **bcCommand** Sends SW reset command to board.
- **bcReadBinTime/bcSetBinTime** Reads/sets TFP major time in binary format.
- **bcReadDecTime/bcSetDecTime** Reads/sets TFP major time in BCD format.
- **bcReqTimeFormat** Returns selected time format.
- **bcSetTimeFormat** Sets the major time format to binary or grouped decimal.
- **bcReqYear/bcSetYear** Returns/sets year value.
- **bcSetYearAutoIncFlag** Included for backward compatibility to the bc635/637PCI-U card.
- **bcSetLocalOffsetFlag** Enables or disables local time offset in conjunction with bcSetLocOff.
- **bcSetLocOff** Sets board to report time at an offset relative to UTC.
- **bcSetLeapEvent** Inserts or deletes leap second data (in non-GPS modes).
- **bcSetMode** Sets TFP operating mode.
- **bcSetTcIn** Sets time code format for time code decoding mode.
- **bcSetTcInEx** Sets time code and subtype for time code decoding mode.
- **bcSetTcInMod** Sets time code modulation for time code decoding mode.
- **bcReqTimeData** Returns selected time data from the board.
- **bcReqTimeCodeData** Returns selected time code data from the board.
- **bcReqTimeCodeDataEx** Returns selected time code and subtype data from the board.

- **bcReqOtherData** Returns selected data from the board.
- **bcReqVerData** Returns firmware version data from the board.
- **bcReqSerialNumber** Returns board serial number.
- **bcReqHardwareFab** Returns hardware fab part number.
- **bcReqAssembly** Returns assembly part number.
- **bcReqModel** Returns TFP model identification.
- **bcReqTimeFormat** Returns selected time format.
- **bcReqRevisionID** Returns board revision.

Event Functions

- **bcReadEventTime** Latches and returns TFP time caused by an external event
- **bcReadEventTimeEx** Latches and returns TFP time caused by an external event with 100 ns resolution.
- **bcSetHbt** Sets a user programmable periodic output.
- **bcSetPropDelay** Sets propagation delay compensation.
- **bcSetStrobeTime** Sets strobe function time.
- **bcSetDDSFrequency** Sets DDS output frequency.
- **bcSetPeriodicDDSSelect** Selects periodic or DDS output.
- **bcSetPeriodicDDSEnable** Enables or disables periodic or DDS output.
- **bcSetDDSDivider** Sets DDS divider value.
- **bcSetDDSDividerSource** Sets DDS divider source.
- **bcSetDDSSyncMode** Sets DDS synchronization mode.
- **bcSetDDSMultiplier** Sets DDS multiplier value.
- **bcSetDDSPeriodValue** Sets DDS period value.
- **bcSetDDSTuningWord** Sets DDS tuning word value.

Oscillator Functions

- **bcSetClkSrc** Enables or disables on-board oscillator.
- **bcSetDac** Sets oscillator DAC value.
- **bcSetGain** Modifies on-board oscillator frequency control algorithm.
- **bcReqOscData** Returns TFP oscillator data.

Generator Mode Functions

- **bcSetGenCode** Sets time code generator format.
- **bcSetGenCodeEx** Sets time code and subtype generator format.
- **bcSetGenOff** Sets an offset to the on-board timecode generation function.

bc635PCIe

PCI Express Time and Frequency Processor

GPS Mode Functions

- **bcGPSReq/ bcGPSSnd** Returns/sends a GPS receiver data packet.
- **bcGPSMan** Manually send and retrieve GPS receiver data packets.
- **bcSetGPSOperMode** Sets the GPS receiver to function in static or dynamic mode.
- **bcSetGPSTmFmt** Sets TFP to use GPS or UTC time base.

Real-Time Clock (RTC) Functions

- **bcSyncRtc** Synchronizes RTC to current TFP time.
- **bcDisRtcBatt** Sets RTC circuit and battery to disconnect after power is turned off.

Solaris SDK Function Reference

The Solaris SDK uses custom ioctl commands to facilitate easy communication and control of the bc635PCIe card. The commands cover basic operational functions, event management, oscillator controls, and mode-related functions.

The following list is an overview of the Solaris SDK's ioctl functions.


- Interrupt management
- Read/write dual port RAM. Send command to timing engine for processing
- Read and write time
- Timing mode and time format
- Read and write the card control register
- Input time code format and modulation selection
- Set local time
- Leap seconds control

- Read various version information and miscellaneous data
- Reset the board
- Clock source and JamSync management
- DAC control
- On-board oscillator frequency control
- Advance or retard the internal clock
- Read event time latched by external event
- Read event time latched by software event
- Event source/sense control
- Set propagation delay
- Periodic output and output frequency control
- Strobe control
- DDS frequency output control
- Set output time code format
- Set offset for output time code generation
- GPS control
- Sync real time clock
- Disconnect between RTC and battery after power off

Backward Compatibility Provides Seamless Migration Paths


The PCI-based bc635 cards have long product lifecycles since the first introduction of PCI timing cards in the mid 1990s. To preserve the customer's time and money investments in integrating bc635PCI cards into their systems, Microsemi has maintained the bc635PCI cards' existing features and software interface while adding new features and keeping their bus signaling and form factors up to date. This commitment to backward compatibility and current bus architectures assures the bc635PCI cards integrate smoothly into any workstation currently available in the market with little to no impact on customer application software.

PCI Card Developments




bc635PCI

- Mid-1990s
- First PCI timing card introduced




bc635PCI-U

- 2003
- 3.3 V and 5.0 V universal signaling backward compatibility retained



bc635PCI-V2

- 2008
- Electronics updated backward compatibility retained



bc635PCIe

- 2009
- PCIe supported backward compatibility retained

bc635PCle

PCI Express Time and Frequency Processor

Optional Accessories Speed, Test, and Simplify Integration

Breakout cables with BNC connectors simplify access to the in and out timing signals of the PCIe card. These labeled cables mitigate the need to create special cables during project development and ensure that the correct timing signals are being accessed.


For more integrated rack mount systems that require easy access to timing signals, the 1U patch panel and high-frequency signal breakout exposes all available signals. The panel provides an organized and professional appearance to the external timing I/O of the PCIe card functions. The 1U panel fits with standard or half rack size chassis. The high-frequency breakout adapter exposes the high-frequency signal as well as the external DC DAC control signal and ground.

Input/Output Signals D to BNC Connector Breakout Cables

Timing Input/Output Breakout Cable and Patch Panel BNC Map	D to 5-BNC (BC11576-1000)	D to 5-BNC BC11576-9860115	D to 6-BNC	Patch/Breakout
Outputs				
Time code (AM)	•	•	•	•
Time code (DCLS)			•	•
1, 5, or 10MPPS				•
Periodic/DDS				•
Strobe				•
1PPS	•	•	•	•
Oscillator control voltage				•
Inputs				
Time code (AM)	•	•	•	•
Time code (DCLS); event2				•
External event1	•	•	•	•
External 1PPS; event3		•	•	•
External 10 MHz				•



1U Patch Panel of Input/Output and High Frequency Signals for Standard Rack Mount Size Chassis



bc635PCle

PCI Express Time and Frequency Processor

Specifications

Electrical

• Real-time clock		• 1PPS output	5 V HCMOS, >2 V high, <0.8 V low into 50 Ω, 60 μs pulse
• Bus request resolution	100 ns	• 1PPS input, event3	5 V HCMOS, >2 V high, <0.8 V low
• Latency	Zero	• External event input	5 V HCMOS, >2 V high, <0.8 V low, zero latency
• Major time format	Binary or BCD	• External 10 MHz oscillator	Digital 40% to 60% or sine wave, 0.5 V _{pp} to 8 V _{pp} , >10 kΩ
• Minor time format	Binary	• Oscillator control voltage	Jumper selectable 0 VDC-5 VDC or 0 VDC-10 VDC
• Synchronization sources	Time code, 1PPS	• On-board disciplined oscillator	
• Time code translator (inputs)		• Frequency	10 MHz
• Time code formats	IRIG A, B, G, E, IEEE 1344, NASA 36, XR3, 2137	• 1, 5, or 10 MHz output	5 V HCMOS, >2 V high, <0.8 V low into 50 Ω
• Time accuracy	<5 μS (AM carrier frequencies 1 kHz or greater) <1 μS (DCLS)	• Stability	
• AM ratio range	2:1 to 4:1	• Standard TCXO:	5.0×10 ⁻⁸ short term "tracking" 5.0×10 ⁻⁷ /day long term "flywheeling"
• AM input amplitude	1 V _{pp} to 8 V _{pp}	• Optional OCXO:	2.0×10 ⁻⁹ short term "tracking" 5.0×10 ⁻⁸ /day long term "flywheeling"
• AM input impedance	>5 kΩ	• Real-time clock (RTC)	Battery backed time and year information
• DCLS input, event2	5 V HCMOS >2 V high, <0.8 V low	• PCIe specification:	Single lane PCIe interface, r1.0a compatible
• Time code generator (outputs)		• Size	Standard height low-profile PCIe
• Time code format	IRIG A, B, G, E, IEEE 1344, NASA 36, XR3, 2137	• Power	3.3 V at 400 mA 12 V at 250 mA (TCXO), 350 mA (OCXO)
• AM ratio	3:1 ±10%	• Connector	
• AM amplitude	3.5 V _{pp} ±0.5 V _{pp} into 50 Ω	• Timing I/O	15-pin DS software
• DCLS amplitude	5 V HCMOS, >2 V high, <0.8 V low into 50 Ω		
• Timing functions (outputs are rising edge on time)			
• DDS rate synthesizer			
• Frequency range	0.0000001PPS to 100MPPS		
• Output amplitude	5 V HCMOS, >2 V high, <0.8 V low into 50 Ω, square wave		
• Jitter	<2 nS p-p		
• Legacy pulse rate synthesizer (heartbeat, aka periodic)			
• Frequency range	<1 Hz to 250 kHz		
• Output amplitude	5 V HCMOS, >2 V high, <0.8 V low into 50 Ω, square wave		
• Time compare (strobe)			
• Compare range	1 μs through days		
• Output amplitude	5 V HCMOS, >2 V high, <0.8 V low into 50 Ω, 1 μs pulse		

Environmental

• Temperature	
• Operating	0 °C to 70 °C
• Storage	-30 °C to 85 °C
• Humidity	
• Operating	5% to 95% non-condensing
• Operating altitude	Up to 18,000 m MSL
• Certifications	
• FCC	Part 15, Subpart B.
• CE	Emissions EN 55022

bc635PCle

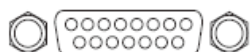
PCI Express Time and Frequency Processor

- Immunity EN 55024
- RoHS compliance
 - EU RoHS 6/6
 - China RoHS

Complete specifications can be found in the manual located at www.microsemi.com.

Pin Description

Pin	Direction	Signal
1	Input	External 10 MHz
2		Ground
3	Output	Strobe
4	Output	1PPS
5	Output	Time code (AM)
6	Input	External event1
7	Input	Time code (AM)
8		Ground
9	Output	Oscillator control voltage
10	Input	Time code (DCLS); event2
11	Output	Time code (DCLS)
12		Ground
13	Output	1, 5, or 10MPPS
14	Input	External 1PPS; event3
15	Output	Heartbeat/DDS



Pin Diagram

bc635PCle Low-Profile and Standard Cover Panels

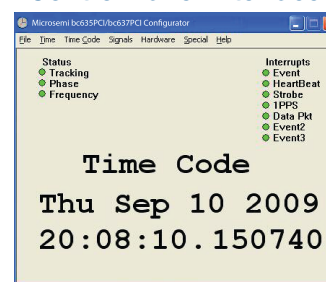


Software

The bc635PCle software CD includes the SDKs and drivers for the 32/64-bit versions of Windows and Linux, and 64-bit Solaris. Included are test application programs with source code so that you can review the bc635PCle card status and adjust board configuration and output parameters. Each SDK includes an extensive list of function calls to quickly and easily integrate the bc635PCle card into your target environment. For Windows, an additional clock utility program, TrayTime, is provided that can be used to automatically update the host computer's clock.

The bc635PCle firmware is easily field-upgradeable.

Control Panel Interface



Product Includes

This product also includes a bc635PCle time and frequency processor board, standard height and low-profile cover plates, one-year warranty, a PCIe user guide CD, and a Windows, Linux, and Solaris SDK/driver software CD.

Ordering Information

bc635PCle PCIe time and frequency processor

bc635PCle-OCXO PCIe time and frequency processor with oven controlled crystal oscillator for extended holdover connector accessories that can be ordered.

- D connector to x5-BNCs adapter (provides TC in, TC out, 1PPS out, event in, periodic out) BC11576-1000
- D connector to x5-BNCs adapter with 1PPS in (provides TC in, TC out, 1PPS in, 1PPS out, event in) BC11576-9860115
- D connector to x6-BNCs adapter (provides TC in, TC out, 1PPS in, 1PPS out, event in, DCLS out) PCI-BNC-CCS

For more information about GPS synchronization, see [bc637PCle PCI Express Time and Frequency Processor](#) datasheet.

Contact Microsemi for pricing and availability.